

Q I , FY08/09 (The 63rd Term) Financial Result Digest

Ⓢ TAIYO INK MFG.CO., LTD.

August. 13, '08

〒176-8508 2-7-1, Hazawa
 Nerima-Ku, Tokyo, Japan
 TEL : (81) 3-5999-1511
<http://www.taiyoink.co.jp>

Any information incorporated in this document is not intended for suggestion of purchase or sale of equity share of the company . All the description and projection are based on the company's own analysis at the time of compilation , and their accuracy is not guaranteed . These data may be revised without prior announcement . The company will neither assume nor compensate any loss of anybody resulting from decision based on information provided here .

Copyright © 2008 TAIYO INK MFG. CO.,LTD. All Rights Reserved.

Q I , FY08/09 Actual

(¥ ' million)

Article	Q I , FY07/08 Actual	Q I , FY08/09 Actual	Diff.	Change in %
Sales	10,516	10,096	△419	△4.0%
Cost of Sales	6,431	6,745	314	4.9%
Gross Profit	4,084	3,351	△733	△17.9%
Sales and G&A Expenses	1,725	1,763	38	2.2%
Ope. Profit	2,359	1,588	△771	△32.7%
Ordinary Profit	2,531	1,946	△584	△23.1%
Net Income AT	1,750	1,185	△565	△32.3%

Copyright © 2008 TAIYO INK MFG. CO.,LTD. All Rights Reserved.

Breakdown of Sales by Product Line

To be a Company Full of Dreams
© TAIYO INK MFG.CO., LTD.

(¥' million)

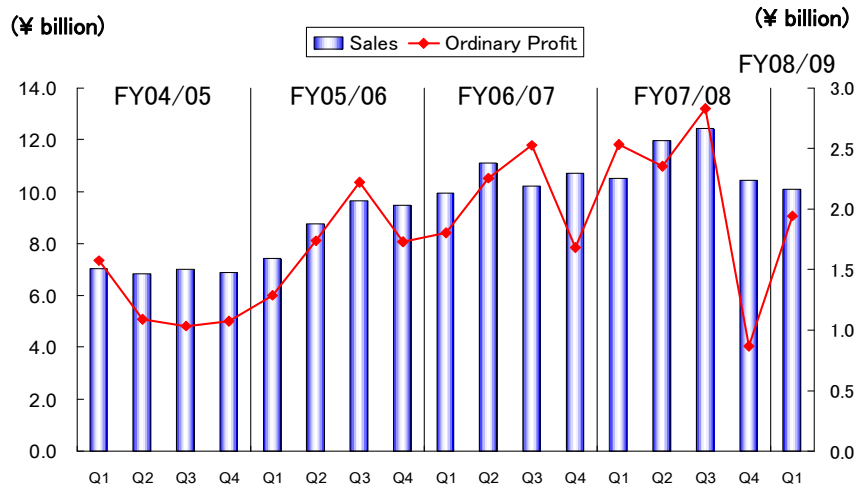
	Q I FY07/08 Actual	Q I FY08/09 Actual	Diff.	Change in %
Total	-	10,096	-	-
PWB	-	7,876	-	-
Rigid	-	6,004	-	-
PKG & FPC	-	1,567	-	-
Build Up	-	305	-	-
FPD	-	1,914	-	-
Others	-	306	-	-

Copyright © 2008 TAIYO INK MFG. CO.,LTD. All Rights Reserved.

2

Quarterly Trend (Consolidated)

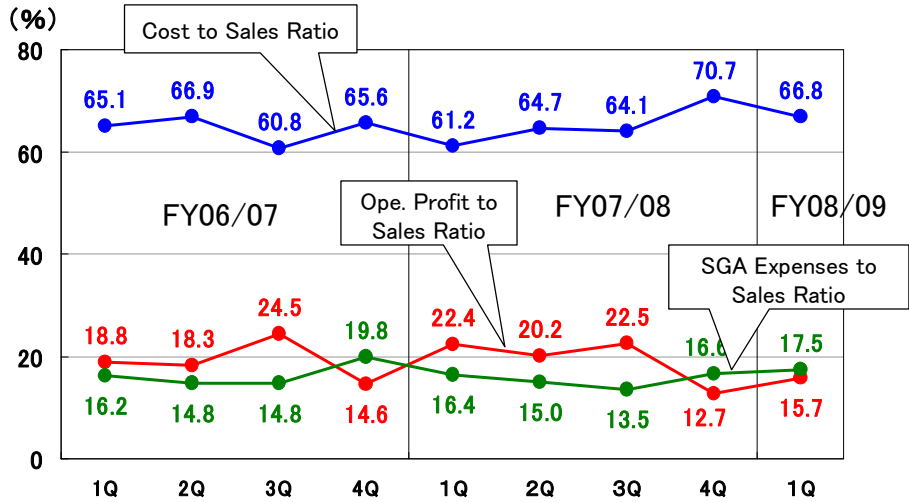
To be a Company Full of Dreams
© TAIYO INK MFG.CO., LTD.



Copyright © 2008 TAIYO INK MFG. CO.,LTD. All Rights Reserved.

3

Comparison of Sales Ratios by Quarter



Copyright © 2008 TAIYO INK MFG. CO.,LTD. All Rights Reserved.

Q1, FY08/09 Performance Digest

1. Negative impact of Yen appreciation.
(1USD = JPY120.72 → JPY104.13)
2. PWB Materials:
 - (1) Sales was brisk in the local currency base.
 - (2) Sales Volume was recovering and increased from the previous year.
(Sales in Chinese market contributed to group sales.)
3. FPD Materials:
 - (1) Sales Volume increased from the previous year.

Copyright © 2008 TAIYO INK MFG. CO.,LTD. All Rights Reserved.

Progress in Financial Result (Consolidated) To be a Company Full of Dreams © TAIYO INK MFG.CO., LTD.

(¥ ' million)

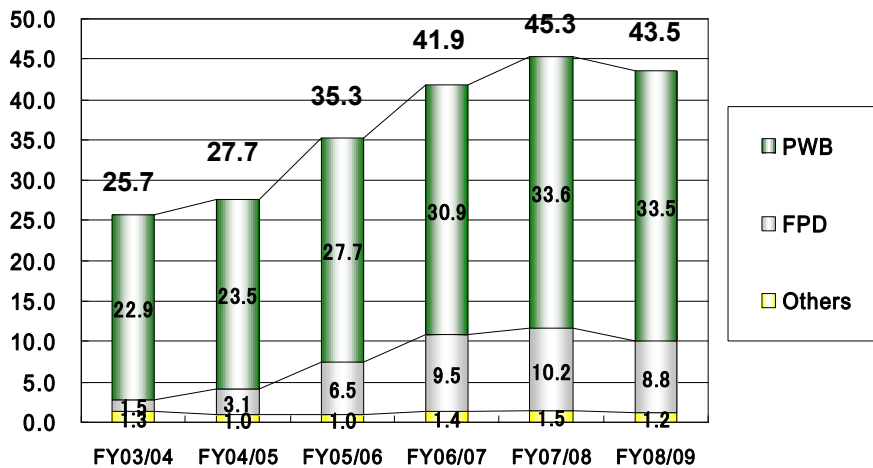
	Q I Actual	Interim Projected	Q III	Full Year Projected
FY08/09 Sales	10,096 (23.2%)	21,000 (48.3%)	- (- %)	43,500 (100.0%)
FY08/09 Ope. Profit	1,588 (22.7%)	3,400 (48.6%)	- (- %)	7,000 (100.0%)
FY07/08 Sales	10,516 (23.2%)	22,478 (49.6%)	34,895 (77.0%)	45,338 (100.0%)
FY07/08 Ope. Profit	2,359 (26.5%)	4,779 (53.7%)	7,567 (85.1%)	8,896 (100.0%)

Copyright © 2008 TAIYO INK MFG. CO.,LTD. All Rights Reserved.

6

Projected Sales (Consolidated) To be a Company Full of Dreams © TAIYO INK MFG.CO., LTD.

(¥ billion)



Projected

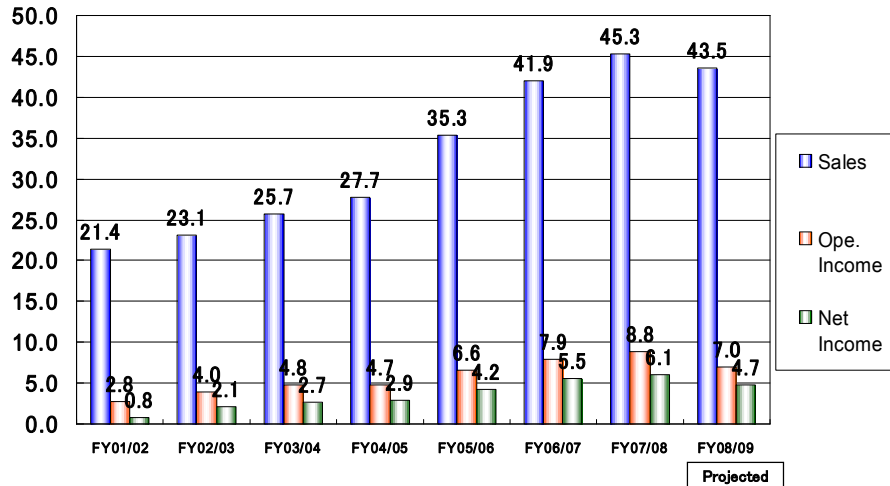
Copyright © 2008 TAIYO INK MFG. CO.,LTD. All Rights Reserved.

7

Projection for FY08/09

To be a Company Full of Dreams
© TAIYO INK MFG. CO., LTD.

(¥ billion)



Copyright © 2008 TAIYO INK MFG. CO., LTD. All Rights Reserved.

8

Capital Expenditure and Depreciation

To be a Company Full of Dreams
© TAIYO INK MFG. CO., LTD.

(¥ billion)

		FY04/05 Actual	FY05/06 Actual	FY06/07 Actual	FY07/08 Actual	FY08/09 Projected
Consolidated	Annual CapEx.	1.1	0.9	1.1	1.2	2.6
	Annual Deprec.	1.8	1.7	1.6	1.5	1.5

➤ China (Zhongshan)
Land & buildings : ¥ 1.1 billion

Copyright © 2008 TAIYO INK MFG. CO., LTD. All Rights Reserved.

9