

「アニュアルレポート 2017」の訂正について

2017年11月2日に公表いたしました「アニュアルレポート 2017」について、一部訂正事項がありましたので、下記のとおり訂正いたします。

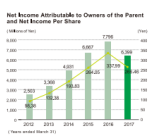
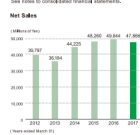
記

● 42-43 ページ “Operating Income and Operating Income Ratio” 棒グラフ (赤枠)

Financial Section

Six-Year Summary

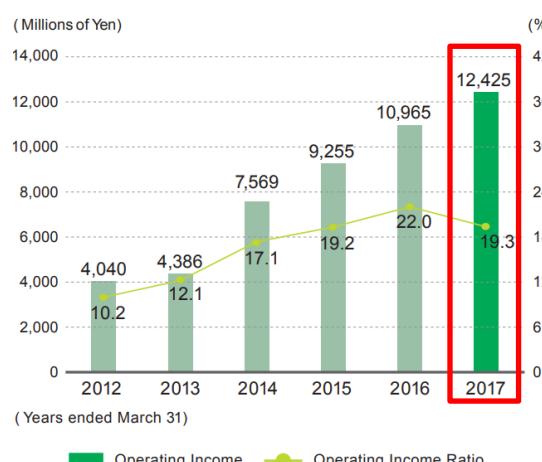
		Millions of Yen					
		2012	2013	2014	2015	2016	2017
For the Year							
Net sales	¥ 36,797	¥ 36,104	¥ 44,225	¥ 48,200	¥ 49,844	¥ 47,866	
Cost of sales		28,219	28,348	28,898	27,596	28,220	
Selling, general and administrative expenses	5,834	4,479	9,307	10,140	11,023	12,425	
Operating income	4,960	4,288	7,889	9,255	10,965	9,221	
Net income attributable to owners of the parent	2,553	3,388	4,851	6,857	7,796	6,359	
Depreciation and amortization	1,966	1,004	1,381	1,412	1,491	3,480	
Net cash provided by operating activities	2,763	6,199	7,020	8,233	10,546	9,662	
Net cash used in (provided by) investing activities	(1,343)	(2,478)	(3,836)	(2,970)	(6,750)	(1,684)	
Net cash provided by (used in) financing activities	(2,379)	(2,314)	2,390	(9,920)	(2,341)	26,343	
At year-end							
Total assets	40,703	44,023	54,349	61,242	65,460	92,387	
Property, plant and equipment, net	12,848	12,864	14,376	16,486	16,844	18,330	
Total liabilities	7,227	7,213	19,719	19,929	20,314	20,648	
Noncontrolling interests	493	605	2,048	2,238	2,238	783	
Total equity	33,476	36,810	42,666	41,312	45,251	71,647	
Per share data							
Yen							
Basic net income	¥ 98.38	¥ 130.38	¥ 193.83	¥ 204.05	¥ 237.99	¥ 266.46	
Cash dividends applicable to the year	90.00	90.00	100.00	90.00	110.00	120.00	
Net assets	1,297.19	1,423.26	1,996.45	1,703.14	1,865.94	2,468.99	
Ratios							
%							
Ratio of operating income to net sales	10.2%	12.1%	17.1%	19.2%	22.0%	19.3%	
Return on equity	7.5	9.7	12.8	16.7	19.0	14.2	
Equity ratio	81.1	82.2	80.6	83.8	85.9	78.9	
Common stock							
Number of shares issued	27,464,000	27,464,000	27,464,000	27,464,000	27,464,000	28,841,000	



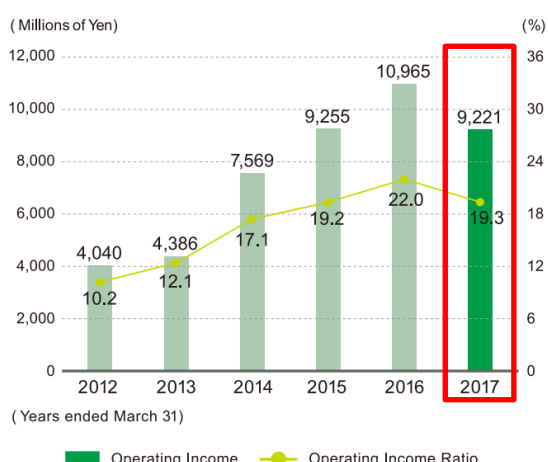
42 TAIPO HOLDINGS CO., LTD. Annual Report 2017

TAIPO HOLDINGS CO., LTD. Annual Report 2017 43

(訂正前)
Operating Income and Operating Income Ratio



(訂正後)
Operating Income and Operating Income Ratio



以上