
Consolidated Financial Result Digest

FY2017 Q1 (Fiscal Year Ended March 31, 2017)



TAIYO HOLDINGS CO., LTD

July 29, 2016



Any information incorporated in this document is not intended for suggestion of purchase or sale of equity share of the company. All the description and projection are based on the company's own analysis at the time of compilation, and their accuracy is not guaranteed. These data may be revised without prior announcement. The company will neither assume nor compensate any loss of anybody resulting from decision based on information provided here.

1 Terminology

Term	Definition
PWB Materials	Chemical products for printed wiring boards
SR	“Solder resist ink” or “solder mask”
PKG Materials	Chemical products for semiconductor packages

Group	Category	Type	Remarks
PWB insulating materials	Rigid	Liquid	for protecting surface and insulating SR materials
	PKG/FPC	Liquid/Dry Film	
	Build-up	Liquid/Dry Film	for interlayer insulating and hole plugging build-up materials
Other related products	Other	Liquid	for marking, etching and plating flux, solvent etc.

3 FY2017 Q1 Overview

1

Consolidating Taiyo Green Energy Co., Ltd from April 2016

※The main businesses are sale of electricity generated by solar power and plant factory operation

2

Depreciation of the yen against U.S. dollar

※Estimated exchange rate:1USD=105yen / Actual exchange rate : 1USD=109yen

3

A year-on-year slight decrease in sales volume

4

Negative growth in worldwide main consumer electronics and semiconductor market in 2016

source: Mizuho Bank, Gartner

5

Increased costs due to completion of Kitakyushu Plant in September 2015

4

FY2017 Q1 Consolidated financial results

Results summary

JPY millions

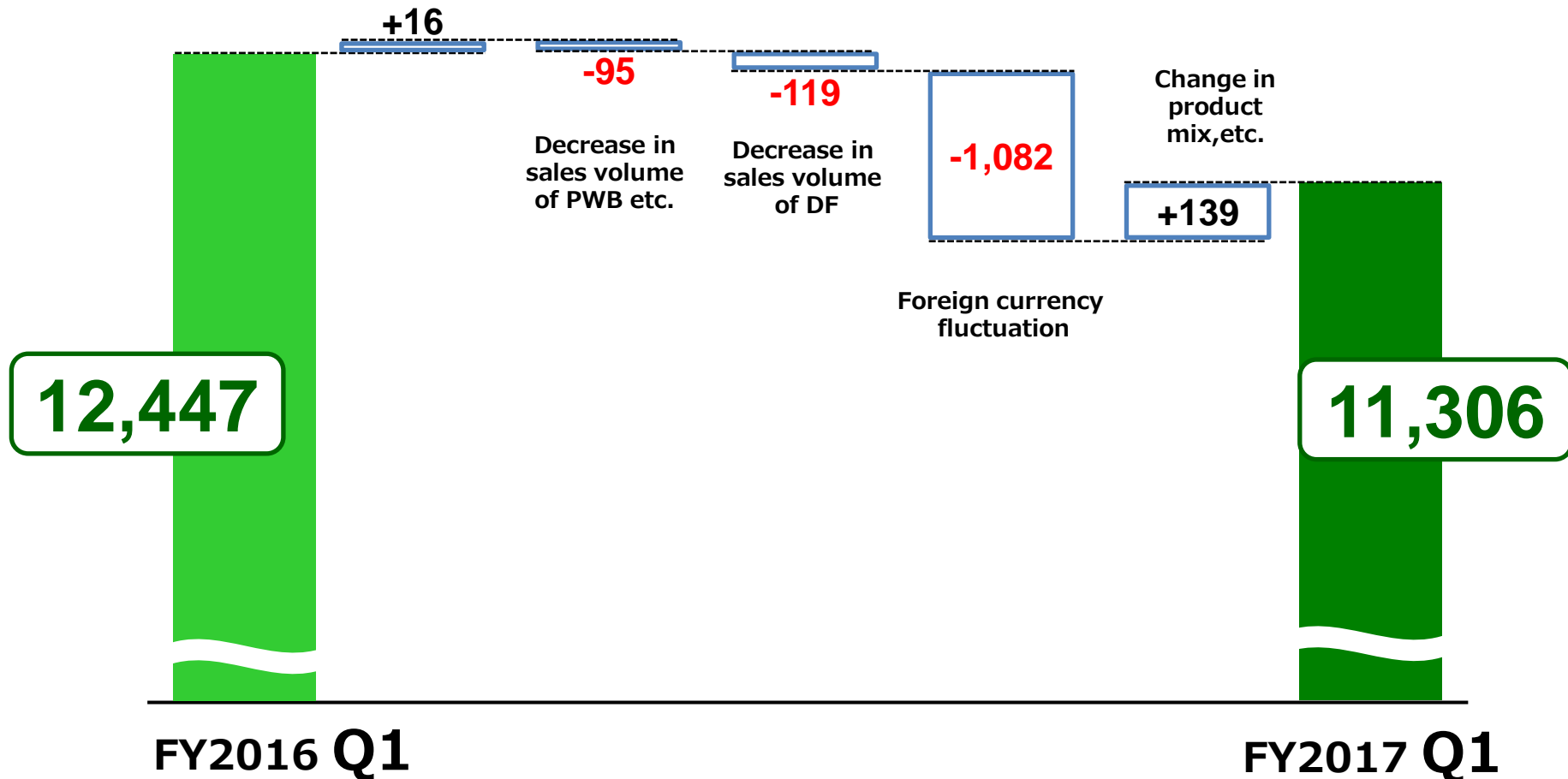
	FY2016 Q1	FY2017 Q1	YoY	%	FY2017 H1 forecasts	progress rate	FY2017 forecasts
Net sales	12,447	11,306	-1,141	-9%	23,000	49%	45,700
Operating income	2,601	2,139	-462	-18%	4,100	52%	8,000
Ordinary income	2,616	2,153	-463	-18%	3,950	55%	7,800
Net income	1,764	1,876	+112	+6%	2,800	67%	5,500
Exchange rate of JPY/USD	121.33	109.07			105.00		105.00

5

FY2017 Q1 Net sales (YoY)

Analysis of net sales

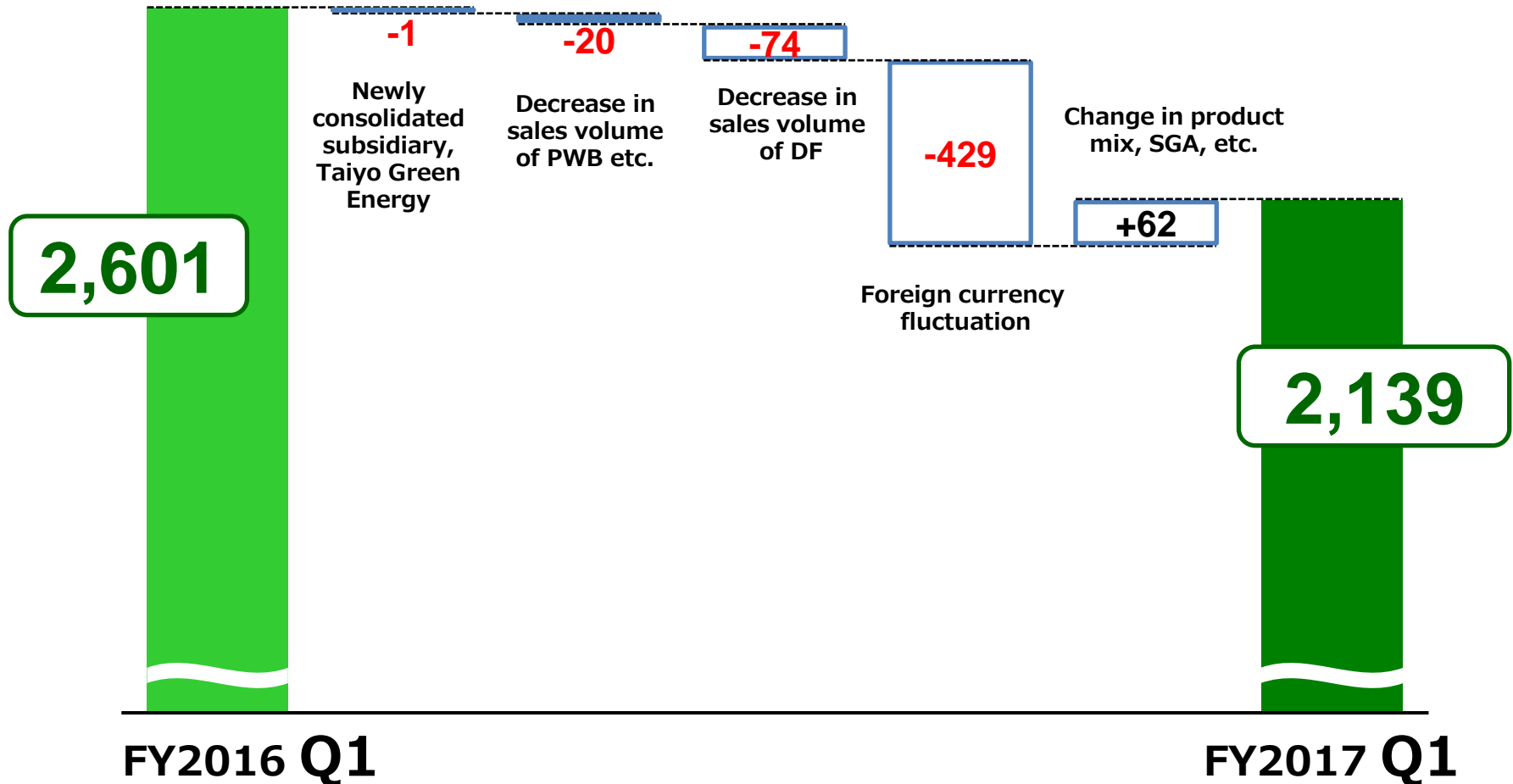
JPY millions

Newly consolidated subsidiary,
Taiyo Green Energy

6 FY2017 Q1 Operating income (YoY)

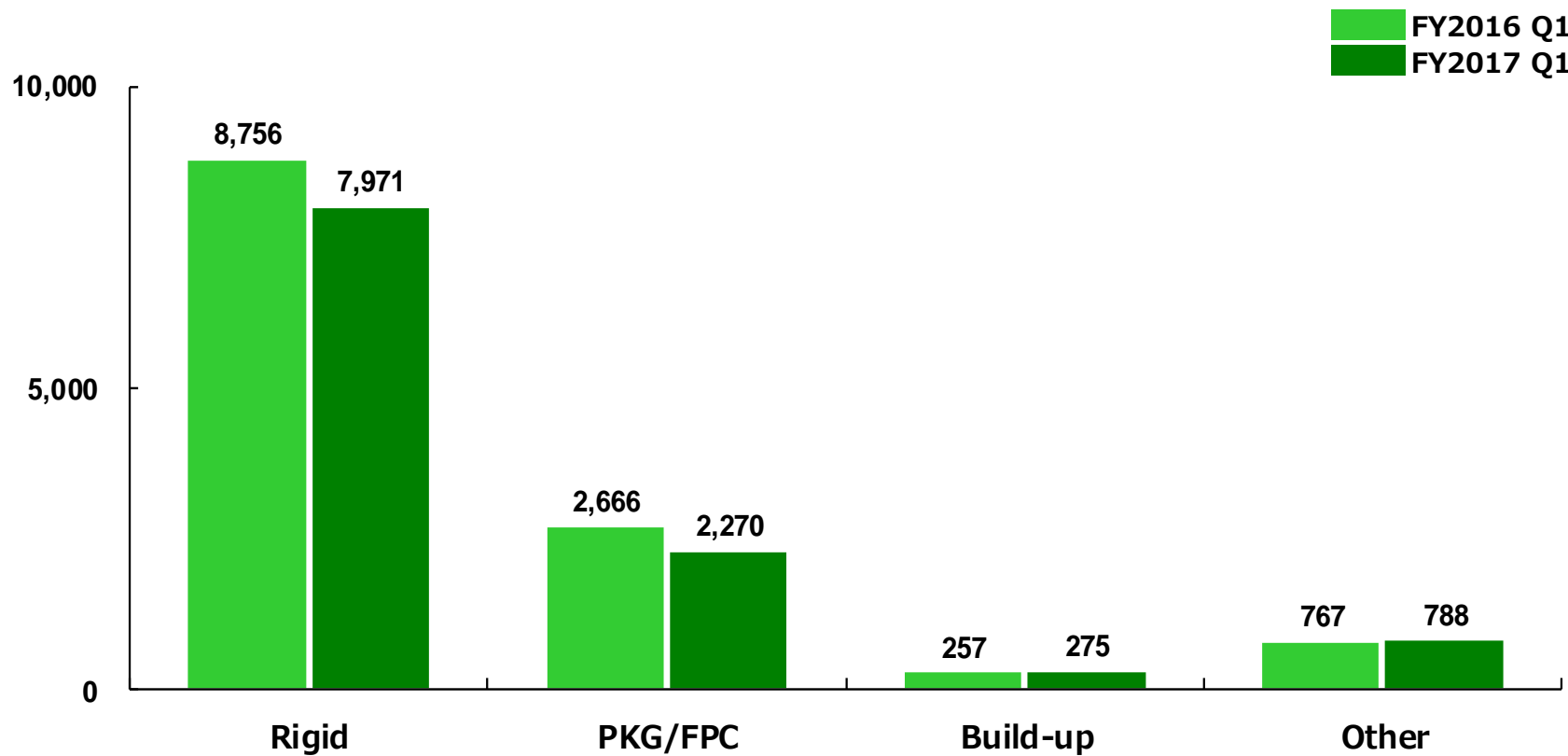
Analysis of operating income

JPY millions



Sales results by product group category

JPY millions

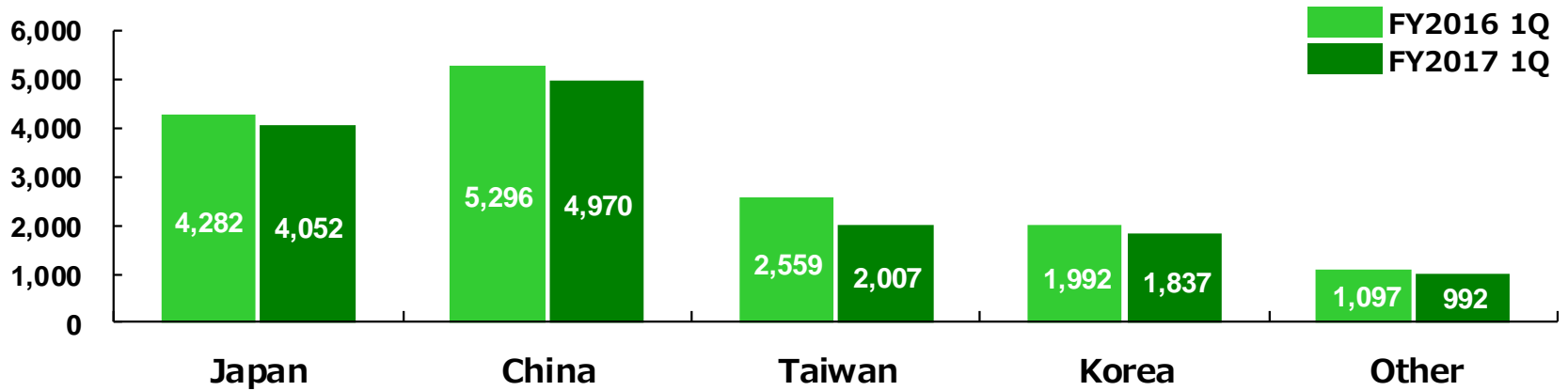


8 FY2017 Q1 Segment information

Sales by segment

(including inter-segment sales or transactions)

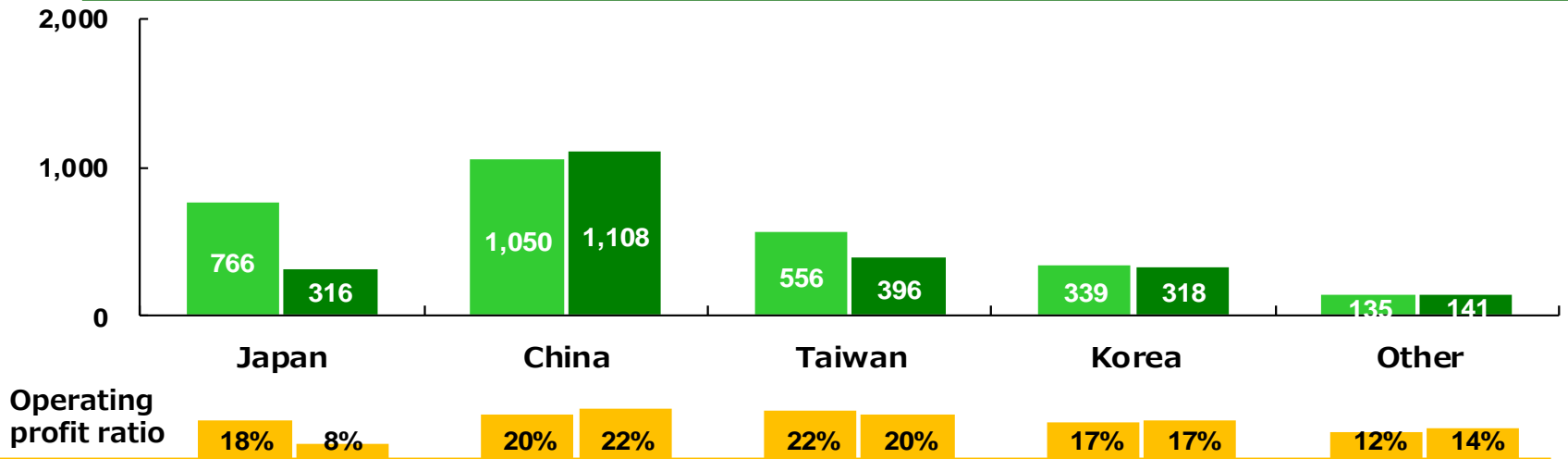
JPY millions



Operating income by segment

(including inter-segment sales or transactions)

JPY millions



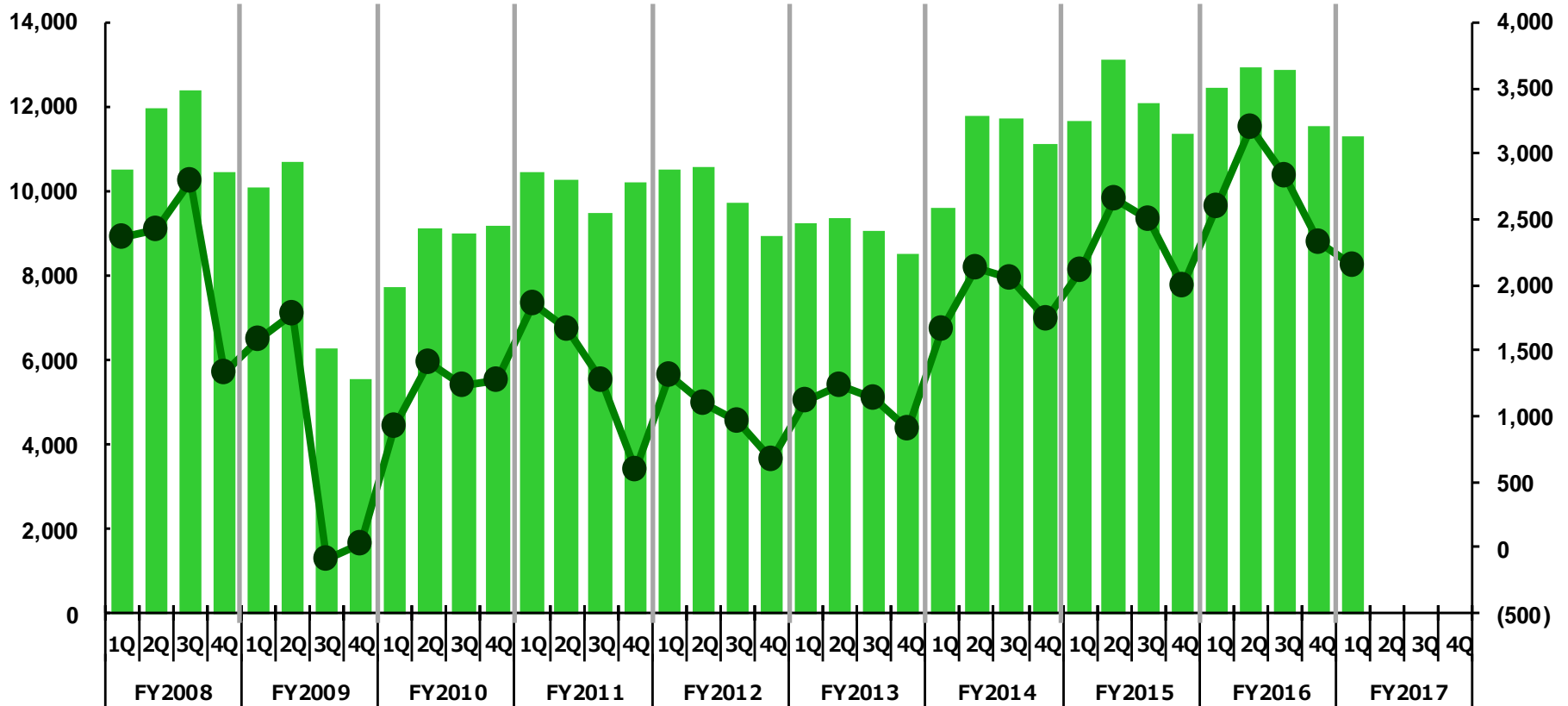
9

Trend of quarterly performance

Net sales & operating income

JPY millions

Net sales (left axis)
Operating income (right axis)





NEXT STAGE - 新たな展開へ -

明日の地球に出来ること
For Tomorrow